

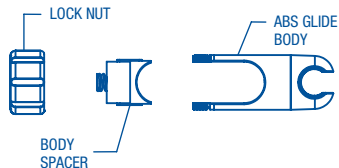


INSTALLATION INSTRUCTIONS

Grab Rail Handset Cradle (HC 024)

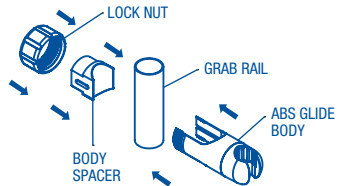


1



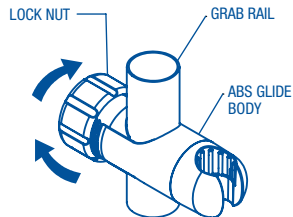
Separate the 3 components of the Grab Rail Handset Cradle ready for installation.

2



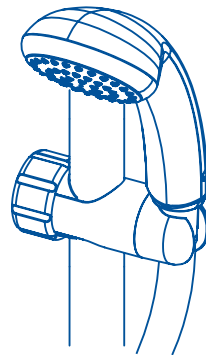
Place the ABS Glide Body over the grab rail. Insert the Body Spacer into the ABS Glide Slide body ensuring it aligns with the rail.

3



Screw the Lock Nut onto the ABS Glide Body so it is secure on the rail. Do not overtighten.

4



Place the handset into the ABS Glide Slider claw and position as desired.